

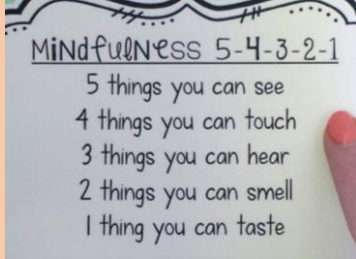


Whinless Down Academy Trust

Home Learning



Year:	3	Term 6 Week:	4
-------	---	--------------	---

<p style="text-align: center;">English</p> <p style="text-align: center;">The Great Kapok Tree.</p> <p>https://www.youtube.com/watch?v=J1Teb-jTyl</p> <p>What were the animals trying to do in the story? (Persuade the woodcutter to not cut the tree down). In order to persuade some one to do something you need to provide good reasons and counter arguments. Can you write a letter to the woodsman to persuade him to not cut the tree down?</p> <p>https://www.bbc.co.uk/teach/class-clips-video/how-to-write-a-persuasive-text/zkcfbdm This website might be useful.</p> <p>Challenge: Can you include a preposition?</p>	<p style="text-align: center;">Maths</p> <p style="text-align: center;"><u>Time</u></p> <p style="text-align: center;"><i>Complete the attached sheets (You do not need to print these)</i></p> <p style="text-align: center;"><i>Choose your level * * * * *</i></p> <p style="text-align: center;"><u>Can you challenge yourself?</u></p>	<p style="text-align: center;">Science</p> <p style="text-align: center;">Sources of light</p> <p style="text-align: center;">Use the following link https://www.bbc.co.uk/bitesize/topics/zbssgk7/articles/z2s4xfr to create a poster to show all the different sources of light.</p> <p style="text-align: center;"><i>Challenge:</i> can you sort the items in to natural and artificial?</p> <div style="text-align: right;">  </div>
<p style="text-align: center;">GPS</p> <p style="text-align: center;"><u>Prepositions</u></p> <p><i>A preposition is a word that tells you where or when something is in relation to something else.</i></p> <p>Examples of prepositions include words like; after, before, on, under, inside and outside.</p> <p><i>After walking for miles, she rested on a hill.</i> <i>In the above sentence 'after' tells you when and 'on' tells you where.</i></p> <p style="text-align: center;">Can you complete the attached sheet?</p>	<p style="text-align: center;">Topic</p> <p style="text-align: center;"><u>Plants</u></p> <p style="text-align: center;">Have a look at the attached PowerPoint on parts of a plant.</p> <p style="text-align: center;">Can you explain what the different parts of the plants are used for?</p>	<p style="text-align: center;">PE</p> <p style="text-align: center;"><u>Dance</u></p> <p style="text-align: center;">Choose your favourite song and make up your own dance routine.</p> <p style="text-align: center;">Share your dance with your family. You could teach them your routine and perform it together.</p>
<p style="text-align: center;">Reading Challenge</p> <p style="text-align: center;"><u>Reread</u></p> <p style="text-align: center;">It is always good to reread books. Choose your favourite book and reread it. Did you notice anything new this time around?</p> <p style="text-align: center; margin-top: 20px;">HAVE FUN READING!</p>	<p style="text-align: center;">Times Tables Rockstars</p> <p style="text-align: center;"><u>Have fun on TTRS this week!</u></p> <p style="text-align: center;">Make sure you set yourself a target.</p> <p style="text-align: center;">Challenge: Design and make a game to help you learn and remember the times tables.</p>	<p style="text-align: center;">Mindfulness / Well-Being</p> <p style="text-align: center;">Take 5</p> <div style="text-align: right;">  </div>

Whinless Down Academy Trust

Home Learning

