



## Isolation planning – Year 5



	Day 1	Day 2	Day 3	Day 4	Day 5
<b>English</b>	<p><a href="#">Listen to the story</a> 'The Princess' Blanket'. You are to create a word bank of emotive language. How does the Princess' emotions change throughout the story?</p>	<p><a href="#">Complete the lesson</a> on complex sentences. Your task is to create complex sentences around the Princess' emotions.</p> 	<p>Re-listen to Monday's story. Today you are to think how the 'Man' would have felt with all of his ideas failing. You are to write a paragraph on how the 'Man' feels and what he is thinking.</p>	<p><a href="#">Complete the lesson</a> on fronted adverbials. Your task after is to create sentences using fronted adverbials based on the text 'The Princess' Blanket'.</p> 	<p>Log on to Purple Mash. You are to create a story board of your version of the Princess' Blanket. The template is under 2Do.</p>
<b>Maths</b>	<p><b><u>Number Maths</u></b> <a href="#">Watch the video</a> Complete lesson <i>Add two 4- digit numbers (one exchange)</i> and answer the questions in your book</p>	<p><b><u>Number Maths</u></b> <a href="#">Complete this worksheet</a> Show your answers in your book</p>	<p><b><u>Number Maths</u></b> <a href="#">Watch the video</a> Complete lesson <i>Add two 4- digit numbers (more than one exchange)</i> and answer the questions in your book</p>	<p><b><u>Number Maths</u></b> <a href="#">Open this worksheet</a> Complete 6 questions from the worksheet into your book</p>	<p><b><u>Number Maths</u></b> <a href="#">Click on this link</a> Answer the word problems. Show your working out</p>
<b>Creative Curriculum</b>	<p><b><u>Science</u></b> <a href="#">Watch this link</a> On the link above you will find out all about reversible/irreversible changes, dissolving and separation. Watch the videos and then answer the questions to test your understanding.</p>	<p><b><u>Science</u></b> <a href="#">Click on this link</a> Follow the link to learn about how we can separate river water into separate substances.  In this lesson, you will plan and evaluate a method to separate soil and gravel in a river.</p>	<p><b><u>PE</u></b> <a href="#">Follow this link</a> Using the link above, it will take you to a website called Active Kids. On the website there are 45 indoor activities that you can do at home to keep active. See how many you can try!</p>	<p><b><u>PSHE</u></b> <a href="#">Read this information</a> Follow this link to find out what banks do day-to-day. Then in your own words write an explanation of the services that banks provide.</p>	<p><b><u>Art</u></b> <a href="#">Watch this video</a> Using Gaudi's work for inspiration, you can draw 2D shapes with the view to making them into 3D models in the style of Gaudi. You may want to turn your ideas into sculptures using clay, plasticine or even recyclable materials! You</p>

## Isolation planning – Year 5



					can emulate Gaudi's work by incorporating different and diverse shapes.
--	--	---	--	--	---

	Day 6	Day 7	Day 8	Day 9	Day 10
<b>English</b>	<p style="text-align: center;"><b><u>English</u></b></p> <p>Using your story plan on Purple Mash. Write the start of your story. This can be typed on a laptop. Stop before you get to the main problem.</p>	<p style="text-align: center;"><b><u>English</u></b></p> <p>Today you are to carry on writing your story. Remember to use complex sentences and fronted adverbials to draw the reader in.</p>	<p style="text-align: center;"><b><u>English</u></b></p> <p>Today you are to finish your story based on 'The Princess' Blanket'. Think about the language you could use to show the love your character felt.</p>	<p style="text-align: center;"><b><u>English</u></b></p> <p>Today you are to edit your work. Check for Capital letters, full stops and commas. Could you change the sentence structure to draw the reader in? Also look at up-leveiling vocabulary.</p>	<p style="text-align: center;"><b><u>English</u></b></p> <p>Today you are to create a set of illustrations to support your story, done in the style seen in 'The Princess' Blanket'. Remember to add the captions.</p>
<b>Maths</b>	<p style="text-align: center;"><b><u>Topic Maths</u></b></p> <p style="text-align: center;"><a href="#">Click on this link</a></p> <p>Watch the video <i>Equivalent lengths m and cm</i> and answer the questions in your book</p>	<p style="text-align: center;"><b><u>Topic Maths</u></b></p> <p style="text-align: center;"><a href="#">Click on this link</a></p> <p>Watch the video <i>Equivalent lengths mm and cm</i> and answer the questions in your book</p>	<p style="text-align: center;"><b><u>Topic Maths</u></b></p> <p style="text-align: center;"><a href="#">Click on this link</a></p> <p>Watch the video <i>Kilometres</i> and answer the questions in your book</p>	<p style="text-align: center;"><b><u>Topic Maths</u></b></p> <p style="text-align: center;"><a href="#">Click on this link</a></p> <p>Watch the video <i>Add lengths</i> and answer the questions in your book</p>	<p style="text-align: center;"><b><u>Topic Maths</u></b></p> <p style="text-align: center;"><a href="#">Click on this link</a></p> <p>Watch the video <i>Subtract lengths</i> and answer the questions in your book</p>
<b>Creative Curriculum</b>	<p style="text-align: center;"><b><u>Science</u></b></p> <p>Using the resources below, investigate evaporation and condensation. See if</p>	<p style="text-align: center;"><b><u>PSHE</u></b></p> <p style="text-align: center;"><a href="#">Read this link</a></p> <p>Follow the link to learn about all the</p>	<p style="text-align: center;"><b><u>PE</u></b></p> <p style="text-align: center;"><a href="https://www.youtube.com/watch?v=RzOgo1pTda8">https://www.youtube.com/watch?v=RzOgo1pTda8</a></p> <p>Follow along with Joe Wicks!</p>	<p style="text-align: center;"><b><u>RE</u></b></p> <p>Watch the video <a href="#">The parable of the 2 Debtors</a> What does this story tell you about forgiveness?</p>	<p style="text-align: center;"><b><u>Science</u></b></p> <p style="text-align: center;"><a href="#">Click on this link</a></p> <p>Follow the link to learn about what</p>

## Isolation planning – Year 5



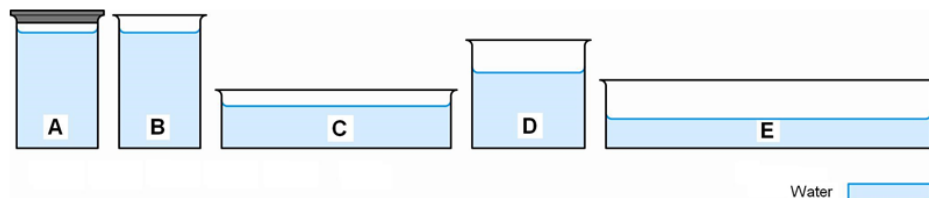
	you can challenge yourself to the extension.	different ways you can pay for things. Then create a poster to show your understanding.		Can you think of some examples where you may need to forgive someone? Write down at least 5 in your book. <i>Is it always easy to forgive?</i> Write down your thoughts in your book.	makes something a mixture. In this lesson, you will learn about what makes a substance a mixture. You will also learn how to identify mixtures and the benefits of using an alloy over a pure metal.
--	--	---	--	---	--

Science resources – Evaporation and Condensation

### Evaporation and condensation

#### Activity 1

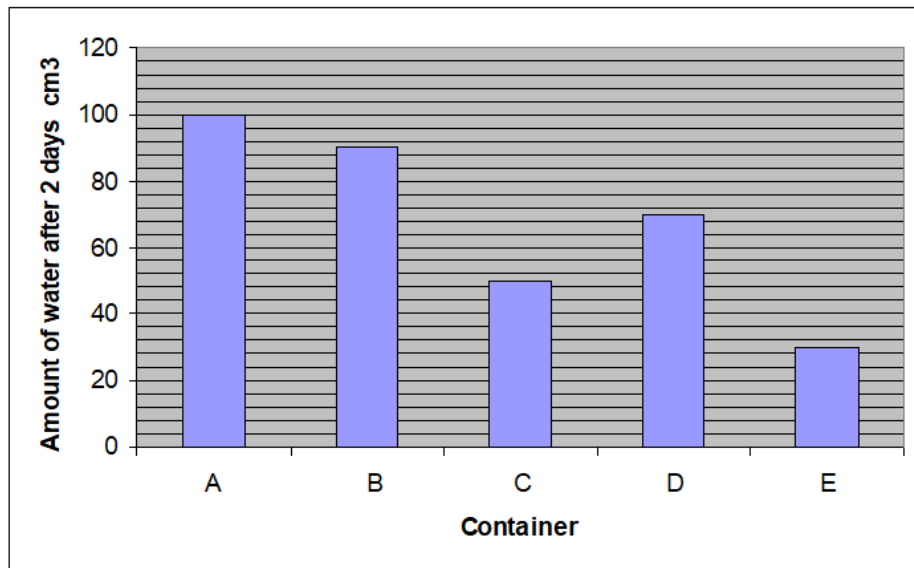
In an investigation,  $100\text{cm}^3$  of water was placed in different containers as shown below. Only container A had a lid on.



## Isolation planning – Year 5



Lara left the containers and measured the amount of water in them two days later. Her results are shown in this graph:



Which container lost the most water?

Why did A not lose any water?

What is the process called when water turns from a liquid to a gas?

Did the shape of the container affect how much water was lost? Explain your answer.



## Isolation planning – Year 5

What do you predict would happen to the amount of water lost if Lara had used a container much bigger than E?

Challenge *Do all liquids evaporate at the same rate?*

You will need:

- Different liquids (for example water, vinegar, orange juice)
- Containers

Method:

Put the same amount of different liquids in the same type of containers and leave them all in the same place. Observe what happens over a few days. Record your results.

Muddy water

Put a saucer of muddy water on your windowsill and see what happens.

You should see that the water evaporates and rings of dirt appear. Do the same again, but put the saucer somewhere else and compare your results. Do the rings look the same?

Can you explain what has happened?