




















Isolation planning – Year 6 – Term 3

	Day 1	Day 2	Day 3	Day 4	Day 5
English	<p style="text-align: center;">Prepositions</p> <p style="text-align: center;">Oak Academy </p> <p>Complete the lesson on Oak Academy. When you are finished, have a go at writing some of your own interesting sentences, using prepositions to describe the position of different things.</p>	<p style="text-align: center;">Reading DK findout!</p> <p style="text-align: center;">DKFindOut - Maya Cities</p> <p>Use the link above to help you answer these questions:</p> <ol style="list-style-type: none"> 1) Whose tomb was in the Temple of Inscriptions? 2) What was the name of the ball game played by the Maya? Where was it played? 3) How does the text suggest that religion was important to the Maya? 	<p style="text-align: center;">Persuasive writing 1</p> <p>In Geography yesterday, you learned about buying FairTrade.</p> <p>Create a word mat of powerful persuasive vocabulary that you can use to persuade others to buy FairTrade items.</p> <p>Use the page on BBC Bitesize to help you.</p>	<p style="text-align: center;">Persuasive writing 2</p> <p>Today, you need to plan your persuasive writing ready for tomorrow.</p> <p>Write down all the reasons that you can think of to buy FairTrade. Try to organise your ideas into paragraphs. Use the Buying FairTrade link to help you.</p> <p>Use the page on BBC Bitesize for support.</p>	<p style="text-align: center;">Persuasive writing 3</p> <p>Your task today is to write a persuasive argument for why people should buy more FairTrade items.</p> <p>Start with an introduction to explain what FairTrade is. Next, write each of your paragraphs on reasons why we should buy FairTrade. Finish with a conclusion. Use the page on BBC Bitesize to help you.</p>
Maths	<p style="text-align: center;">Understanding Equivalence</p> <p style="text-align: center;">Oak Academy </p> <p>Use the link above to access today's lesson. You'll be developing your understanding of what equivalence means.</p>	<p style="text-align: center;">Finding Equivalent Fractions</p> <p style="text-align: center;">Oak Academy </p> <p>Use the link above to access today's lesson. You'll be working out equivalent fractions.</p>	<p style="text-align: center;">Comparing Fractions 1</p> <p style="text-align: center;">Oak Academy </p> <p>Use the link above to access today's lesson. You'll be comparing fractions less than one.</p>	<p style="text-align: center;">Co-ordinates</p> <p style="text-align: center;">Oak Academy </p> <p>Use the link above to access today's lesson. You'll be learning how to read co-ordinates in all four quadrants.</p>	<p style="text-align: center;">Translating Shapes</p> <p style="text-align: center;">Oak Academy </p> <p>Use the link above to access today's lesson. You'll be using your knowledge of co-ordinates to translate shapes.</p>
Creative Curriculum	<p style="text-align: center;">PSHE</p> <p>What we see in the media can really affect our wellbeing. Have a look on the Newsround website, or another news site. Make a table to record the headlines you see. One column should be Positive headlines and the other should be Negative headlines.</p>	<p style="text-align: center;">Geography </p> <p>Have a look at the Buying FairTrade on their website. Create a list of items that you usually buy that could be purchased FairTrade instead. Answer this question: why should we buy FairTrade when possible?</p>	<p style="text-align: center;">History </p> <p>Use DKFindOut to conduct some research into the popular Ball Game played by the Maya. Can you turn your findings into an explanation of how we could play this game at school?</p>	<p style="text-align: center;">RE </p> <p>Part of our RE learning this term is what Christians believe about how the world was created. Chapter 1 of the Book of Genesis of the bible describes what they believe. Can you turn it into a story using description and dialogue?</p>	<p style="text-align: center;">PE</p> <p>Time to apply what you learned in History on Day 3!</p> <p>Find a suitable space to practise keeping a ball up in the air using just your knees, elbows and hips. Time how long you can keep it in the air for.</p>

Isolation planning – Year 6 – Term 3

	Day 6	Day 7	Day 8	Day 9	Day 10
English	<p style="text-align: center;">Subject, Verb and Object</p> <p style="text-align: center;">Oak Academy </p> <p>Complete the lesson on Oak Academy. When you are finished, have a go at writing some of your own interesting sentences, identifying the subjects, verbs and objects.</p>	<p style="text-align: center;">Reading  DK findout!</p> <p style="text-align: center;">DKFindOut - Maya art and craft</p> <p>Use the link above to help you answer these questions:</p> <ol style="list-style-type: none"> 1) Which material was most precious to the Maya and why? 2) What were the most striking forms of art? 3) What materials were used to decorate buildings? 	<p style="text-align: center;">Narrative Writing 1</p> <p>Imagine, like Alice, you have fallen down a magical rabbit hole. At the bottom, you meet three curious animals.</p> <p>Write a character description of the three animals you meet. Remember, this is a strange world where animals walk, talk and where clothes. Make your description fit with the crazy theme of the book.</p>	<p style="text-align: center;">Narrative Writing 2</p> <p>You have met three strange animals and now follow them through a door into a bizarre, magical world.</p> <p>Write a setting description of this world. In the text, there are talking, singing flowers and other mysterious things all around Alice. Make your setting seem strange, bizarre and wonderful.</p>	<p style="text-align: center;">Narrative Writing 3</p> <p>Now you have three characters and a setting, put yourself into the story!</p> <p>Write a short story about what happens when you fall down the rabbit hole, meet the three strange characters and venture out into the mysterious world. Remember to include dialogue and action.</p>
Maths	<p style="text-align: center;">Comparing Fractions 2</p> <p style="text-align: center;">Oak Academy </p> <p>Use the link above to access today's lesson. You'll be comparing fractions greater than one.</p>	<p style="text-align: center;">Fraction and Decimal Equivalence</p> <p style="text-align: center;">Oak Academy </p> <p>Use the link above to access today's lesson. You'll be learning about fraction and decimal equivalence.</p>	<p style="text-align: center;">Converting Decimals to Fractions</p> <p style="text-align: center;">Oak Academy </p> <p>Use the link above to access today's lesson. You'll be converting decimals to equivalent fractions.</p>	<p style="text-align: center;">Reflecting Shapes</p> <p style="text-align: center;">Oak Academy </p> <p>Use the link above to access today's lesson. You'll be learning how to reflect shapes using co-ordinates in all four quadrants.</p>	<p style="text-align: center;">Co-ordinate problem solving</p> <p style="text-align: center;">Oak Academy </p> <p>Use the link above to access today's lesson. You'll be using your knowledge of co-ordinates, translation and reflection to solve problems.</p>
Creative Curriculum	<p style="text-align: center;">PSHE</p> <p>Airbrushing is editing images to make them look different. It is often used to make people look 'better'.</p> <p>What do you think about airbrushing or filters? Look at this Newsround article to help you.</p>	<p style="text-align: center;">RE </p> <p>Chapter 2 of the Book of Genesis of the bible describes what Christians believe happened next.</p> <p>Can you continue your story using description and dialogue?</p>	<p style="text-align: center;">History </p> <p>Use DKFindOut to conduct some research into Maya beliefs.</p> <p>Look in particular at the importance of 'bloodletting'.</p>	<p style="text-align: center;">Art </p> <p>The Ancient Maya carved incredible images of their gods. Use DKFindOut to help you draw one of their gods. Colour or paint it in traditional colours of orange, yellow, green and blue.</p>	<p style="text-align: center;">Music</p> <p>Use 2Sequence on Purple Mash to create your own melody using the C scale.</p> <p> When you choose an instrument, the first one is C, then D, E, F, G, A, B, C.</p>