





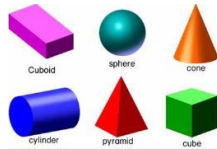



English	Maths	Topic
<p><b>Spellings</b></p> <p>Practise and learn your spellings for the term.</p> <div style="border: 1px solid purple; padding: 5px; width: fit-content; margin: 20px auto;">1 Point each week</div>	<p>Write out and practise your 2x, 5x and 10x tables.</p> <div style="text-align: center;">  <div style="border: 1px solid purple; padding: 5px; width: fit-content; margin: 10px auto;">2 Points</div> </div> <p>Complete the 2x, 5x and 10x tables division fact sheets.</p> <p>Log onto TT Rockstars</p>	<p>Make a drawing or model of a volcano!</p> <div style="text-align: center;">  <div style="border: 1px solid purple; padding: 5px; width: fit-content; margin: 10px auto;">3 Points</div> </div> <p>You can draw and label a volcano in your Home Learning books or you can use materials such as cardboard, tissue paper</p> <div style="text-align: center;">  </div>
<p>Imagine you are Mary Anning! Write about the day you found the giant ichthyosaur fossil.</p> <div style="text-align: center;">  <div style="border: 1px solid purple; padding: 5px; width: fit-content; margin: 10px auto;">3 Points</div> </div>	<div style="text-align: right; margin-bottom: 10px;"> <div style="border: 1px solid purple; padding: 5px; width: fit-content;">2 Points</div> </div> <p>Partition the following numbers into hundreds, tens and ones:</p> <p style="text-align: center;"> <span style="color: red;">126</span>  <span style="color: red;">379</span>  <span style="color: red;">278</span>  <span style="color: red;">408</span> </p> <p>Record them in your Home Learning books.</p>	<p>Find out...</p> <div style="text-align: center;"> <div style="border: 1px solid purple; padding: 5px; width: fit-content;">2 Points</div> </div> <p>Use the internet, library books and any other resources to find out 3 interesting fossil facts to share with the class.</p> <div style="text-align: right;">  </div>
<p>Basic skills bonus!</p> <p>Practise your handwriting in your home learning book. You could use your spelling words to practice.</p> <div style="text-align: center;"> <div style="border: 1px solid purple; padding: 5px; width: fit-content;">2 Points</div> </div> <div style="text-align: center; margin-top: 10px;">  </div>	<p>Shape Hunt!</p> <p>Look around your house and see if you can spot any different shaped packages. You can draw them into your book or take a photo, then label each.</p> <div style="text-align: center;"> <div style="border: 1px solid purple; padding: 5px; width: fit-content; margin-bottom: 10px;">3 Points</div>  </div>	<p>Invent your own dinosaur!</p> <p>Draw it, tell me what it ate, where it lived, how it moved and what it looked like.</p> <div style="text-align: center;">  <div style="border: 1px solid purple; padding: 5px; width: fit-content; margin-top: 20px;">2 Points</div> </div>

