








**YEAR 4 Home Learning Term 3**

English	Maths	Topic
<p>Create a holiday poster for Egypt. Include where to go, what sights to see and any other interesting facts you can find.</p>   <p><b>3 points</b> <b>COMPULSORY TASK</b></p>	<p>Practice the 8 and 12 times table and the division facts, can you write all 4 number sentences?  <math>3 \times 8 = 24</math>  <math>8 \times 3 = 24</math>  <math>24 \div 8 = 3</math>  <math>24 \div 3 = 8</math></p> <p><b>Use TT Rockstars/ Mathsframe to practice your rapid answering to the questions. Do it once a week and write down your scores.</b></p> <p align="center"><b>3 points</b></p> <p><b>-COMPULSORY TASK-</b></p>	<p>Design your own Egyptian God. Think about what they are the God of, what they look like and any exciting things you would like to include.</p>  <p><b>2 points</b></p>
<p>Read 2 books of your choice and create a review of them;                      Summerise what it is about ( if non-fiction summerise one part of it)                      Explain why you liked/ didn't like it.</p>  <p>Write down any new vocabulary and explain what they mean.</p> <p><b>3 points-</b></p>	<p>Complete the attached tally chart and convert into graph using graph paper provided. Remember to label the graph.</p>  <p align="center"><b>2 points</b></p>	<p>Research Egyptian Gods, who were they, what did they look like and what were they the God of? Make an Egyptian God fact file, include some exciting facts too!</p>  <p><b>2 points</b></p>
<p align="center"><b>Basic Skills Bonus!</b></p> <p>Practise your joined up handwriting!                      Write your spellings in full sentences, check they make sense, don't forget your punctuation!</p> <p><b>2 points-</b></p>	<p align="center"><b>Multiplication and Division</b></p> <p>Complete the multiplication and division questions using grid multiplication and chunking for division.</p> <p><b>2 Points</b></p>	<p>Design and make an Egyptian headdress. Use any materials you have at home.</p>  <p><b>3 points</b></p>

**12 POINTS EARNS YOU A CERTIFICATE**

**DEADLINE: 5th Monday February**

