



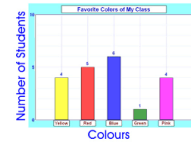





Year 2, Term 5 - Home Learning

English	Maths	Topic
<p>Write an explanation on the lifecycle of a caterpillar changing into a butterfly. Make sure to use headings, subheadings and labels for pictures.</p>  <p>3</p>	<p>Choose a weekend day and write a time diary of the things you got up to. Can you write the times digitally and to the nearest 5mins?</p> <p>Eg 7:00 I woke up 7:15 I had breakfast</p>  <p>2</p>	<p>Make a 3D model of a minibeast of your choice to go on display in class. What materials will you use to make it? What will it look like?</p>  <p>3</p>
<p>Design a poster to advertise the lifecycle of a minibeast of your choosing. Make sure you include lots of key information about the stages and make it really eye catching.</p>  <p>2</p>	<p>Choose 5 colours and ask family and friends what their favourite colour is. Draw your own bar graph to represent the information and write your findings underneath.</p>  <p>3</p>	<p>Use the internet and books to research some fun, interesting facts about different minibeasts.</p> <p>Eg Did you know slugs have 4 noses?</p>  <p>2</p>
<p>Our YEAR 2 spellings this term are: bath door floor poor water things beautiful pretty fast busy wild plants</p> <p>Practise spelling these. Can you put them into sentences? Nonsense? Rhyming?</p> <p>3</p>	<p>Using the attached maths puzzle – ‘Toy Shop’. Can you solve the problem? Show your workings out by drawing pictures and writing number sentences</p>  <p>2</p>	<p>Frog Origami</p> <p>Follow the instructions to make your own ‘Hopping Frog’</p>  <p>2</p>

Can you earn **12 points**?

DEADLINE: Monday 20th May