







## Year 4 Term 1 - Home Learning

English	Maths	Topic
<p style="text-align: center;"><b>Life in Pompeii</b></p> <p>Write a letter or postcard as Tranio describing what life in Pompeii is like before and after the volcano eruption. Use adventurous vocabulary and fronted adverbials.</p> <div style="display: flex; justify-content: space-around; align-items: center;">  <p style="margin-left: 20px;"><b>3 points</b></p> </div>	<p><b>This year you will need to know all the times tables to 12 x 12. We have attached a sheet to help you.</b></p> <p>Practise the 3 and 4 times table as well as the division facts. Ask someone to help you practice. Can you write all 4 number sentences?</p> <p style="text-align: center;"> <math>3 \times 2 = 6</math>    <math>2 \times 3 = 6</math>    <math>6 \div 2 = 3</math>    <math>6 \div 3 = 2</math> </p> <p style="text-align: right;"><b>3 points</b></p>	<p style="text-align: center;"><b>Roman mosaics</b></p> <p>Complete some research on Roman mosaics and display your findings. Try to sketch some examples in your book and then design and make one of your own.</p> <div style="display: flex; justify-content: space-around; align-items: center;">   </div> <p style="text-align: right;"><b>2 points</b></p>
<p><b>Learn by heart</b> the 'Pompeii' poem and perform it to someone else. Think of a way to show us that you have learnt it. Can you create your own?</p> <div style="display: flex; justify-content: space-around; align-items: center;">  <p style="margin-left: 20px;"><b>3 points</b></p> </div>	<p style="text-align: center;"><b>Place Value</b></p> <p>Complete the attached sheet on place value. Think carefully about our learning this term – what do we need to remember when using number lines? What do we know about the digits in each place value column?</p> <p style="text-align: right;"><b>2 points</b></p>	<p style="text-align: center;"><b>Roman Gods and Goddesses</b></p> <p>Research a Roman God/ Goddess and present your findings. Think about:</p> <ul style="list-style-type: none"> <li>• Who were they?</li> <li>• What did they look like?</li> <li>• What were they the God of?</li> <li>• What interesting facts can you find out?</li> </ul> <p style="text-align: right;"><b>2 points</b></p>
<p style="text-align: center;"><b>Basic Skills Bonus!</b></p> <p>Practise your handwriting!</p> <p>Write your spellings in full sentences, check they make sense, don't forget capital letters, full stops, exclamation marks and question marks.</p> <p style="text-align: right;"><b>2 points</b></p>	<p style="text-align: center;"><b>Roman Numeral Hunt</b></p> <div style="display: flex; align-items: center;">  <div style="margin-left: 20px;"> <p>Go on a walk with an adult to find different examples of roman numerals and where they are used. Take photos / draw pictures and put in your home learning folder (or upload them to our school Facebook page). Can you work out what each numeral means?</p> <p style="text-align: right;"><b>2 points</b></p> </div> </div>	<p style="text-align: center;"><b>Get Creative!</b></p> <p>Make yourself a Roman shield or headdress. Use any materials you may have at home to make a real Roman design!</p> <div style="display: flex; justify-content: center; align-items: center;">  </div> <p style="text-align: right;"><b>3 points</b></p>

**12 POINTS OR MORE EARNS YOU A CERTIFICATE!**

**DEADLINE: Monday 21<sup>st</sup> October 2024**

<b>Times Tables</b>	<ul style="list-style-type: none"><li>• Remember to challenge yourself on Times Table Rockstars and improve your rock status. How many points will you earn this term?</li><li>• With adult consent, you can also practice your times tables on the following websites if you wish: <a href="http://www.hitthebutton.com">www.hitthebutton</a> <a href="http://www.bbc.co.uk/teach/supermovers/ks2-maths-the-3-times-tables">www.bbc.co.uk/teach/supermovers/ks2-maths-the-3-times-tables</a></li></ul>
<b>Spellings</b>	<ul style="list-style-type: none"><li>• Spellings will be sent home each week.</li><li>• Please make sure you practice these regularly.</li></ul>
<b>Reading</b>	<ul style="list-style-type: none"><li>• Please try to ensure that you read with an adult at least three times a week.</li><li>• Remember to ask your adults to sign your reading journal.</li><li>• Bring your reading journals in every day but they will be checked as you read with an adult in class.</li></ul>