







**YEAR 4 Home Learning Term 3**

English	Maths	Topic
<p>Create a holiday poster for Egypt. Include where to go, what sights to see and any other interesting facts you can find.</p>  <p><b>3 points</b></p>	<p>Practice the 8- and 12-times table and the division facts, can you write all 4 number sentences?</p> <p> <math>3 \times 8 = 24</math>  <math>8 \times 3 = 24</math>  <math>24 \div 8 = 3</math>  <math>24 \div 3 = 8</math> </p> <p><b>Use TT Rockstars to practice your rapid answering to the questions.</b></p> <p><b>3 points -COMPULSORY TASK</b></p>	<p>Design your own Egyptian God. Think about what they are the God of, what they look like and any exciting things you would like to include.</p>  <p><b>2 points</b></p>
<p>Write a diary entry about discovering an Egyptian Tomb. Include how it felt, what it looked like, how it smelt and what it felt like.</p>  <p><b>3 points- COMPULSORY TASK</b></p>	<p>Complete the attached tally chart and convert into graph using graph paper provided. Remember to label the graph.</p>  <p><b>2 points</b></p>	<p>Research Egyptian Gods, who were they, what did they look like and what were they the God of? Make an Egyptian God fact file, include some exciting facts too!</p>  <p><b>2 points</b></p>
<p align="center"><b>Basic Skills Bonus!</b></p> <p>Practise your joined up handwriting! Write your spellings in full sentences, check they make sense, don't forget your punctuation!</p>	<p align="center"><b>Multiplication and Division</b></p> <p>Complete the multiplication and division questions using grid multiplication and chunking for division.</p> <p><b>2 Points</b></p>	<p>Design and make an Egyptian headdress. Use any materials you have at home.</p>  <p><b>3 points</b></p>

**12 POINTS EARNS YOU A CERTIFICATE**

**DEADLINE: Monday 10<sup>th</sup> February**

<b>Times Tables</b>	<ul style="list-style-type: none"><li>• Remember to challenge yourself on Times Table Rockstars and improve your rock status. How many points will you earn this term?</li><li>• With adult consent, you can also practice your times tables on the following websites if you wish: <a href="http://www.hitthebutton.com">www.hitthebutton</a> <a href="http://www.bbc.co.uk/teach/supermovers/ks2-maths-the-3-times-tables">www.bbc.co.uk/teach/supermovers/ks2-maths-the-3-times-tables</a>  <a href="#">Math's frame</a></li></ul>
<b>Spellings</b>	<ul style="list-style-type: none"><li>• Spellings will be practiced in school every week. Use the spellings sheet to practice these at home.</li><li>• Please make sure you practice these regularly throughout the week and across the term.</li></ul>
<b>Reading</b>	<ul style="list-style-type: none"><li>• Please try to ensure that you read with an adult at least three times a week.</li><li>• Remember to ask your adults to sign your reading journal.</li><li>• Bring your reading journals in every day but they will be checked as you read with an adult in class.</li></ul>